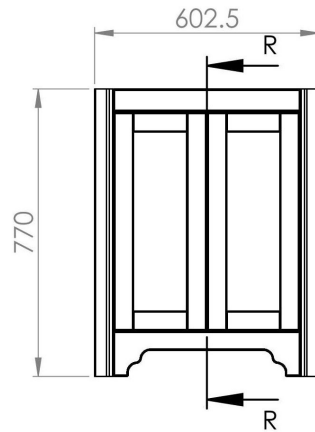
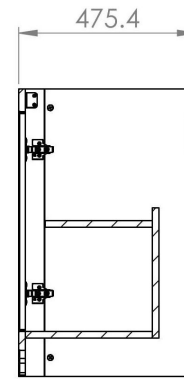


Sales Code: BCF640NW

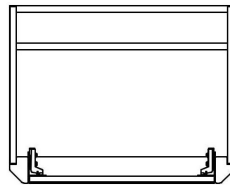
Description: 640 2-Door Basin Unit



FRONT VIEW



SIDE VIEW  
SECTION R-R  
SCALE 1 : 15



TOP VIEW

**Product Dimensions**

Height (mm):	810
Width (mm):	640
Depth (mm):	471
Nett Weight (kg):	31

**Packaging Dimensions**

Height (mm):	800
Width (mm):	670
Depth (mm):	510
Gross Weight (kg):	31

**Packaging Data**

Box Colour:	Brown Cardboard Box
Box Qty:	1
Label Size:	150 x 100
Label Colour:	White Label
Label Qty:	2

**Outer Box Dimensions (If Applicable)**

Height (mm):	
Width (mm):	
Depth (mm):	
Gross Weight (kg):	
Barcode:	5056462644950

**Product Details**

Country of Origin:	Ireland
Fitting Instruction:	
CE & UKCA:	
FSC Certified Materials:	Yes
Colour:	Green
Construction Method:	Cam & Wood Dowel
Construction Type:	Rigid
Cabinet Finish:	Mdf Vinyl Textured Woodgrain
Fascia Finish:	Mdf Vinyl Textured Woodgrain
Cabinet Thickness (mm):	18
Fascia Thickness (mm):	18
Drawer Included:	No
Drawer Type:	Not Applicable
No of Shelves:	1
Hinge Type:	95 Degree Inset Clip-On S/C
Hinge Included:	Yes
Adjustable Legs:	Not Applicable
Fixings Included:	Not Required
Handle Style:	Traditional
Waste Shroud:	No
Handle Included:	Yes
Handle Type:	Knob